

# Sut i greu eich Jamboard eich hun


2. Gwnewch sawl tudalen ar gyfer gwaith unigol neu waith grwp

1. Agorwch Jamboard yn syth o'ch waffl neu Google Meet



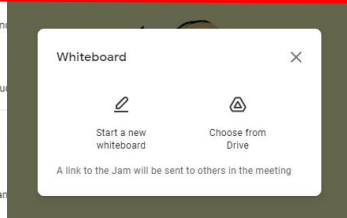
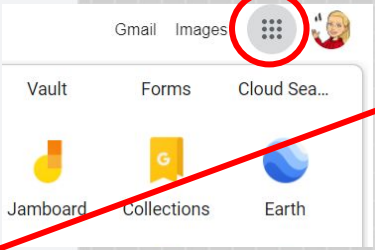
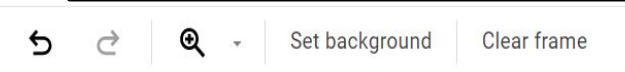
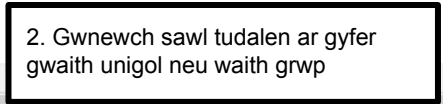
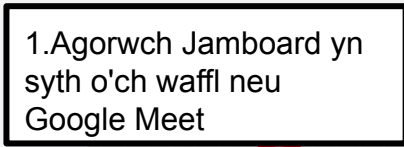
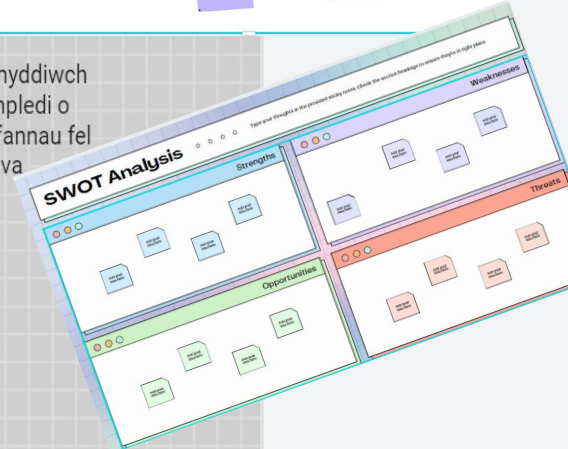
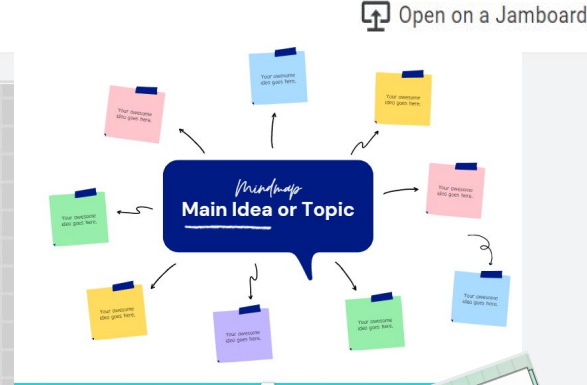
Defnyddiwch nodiadau gludlog .. llun modern o'r Post It

Defnyddiwch dempledi o lwyfannau fel Canva



3. nodiadau gludlog neu siapiau

4. Ewch ati i fod yn greadigol!

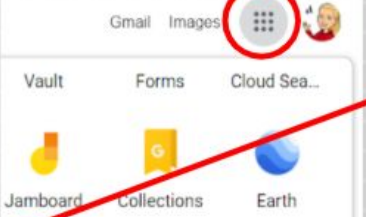


# How to create your own Jamboard



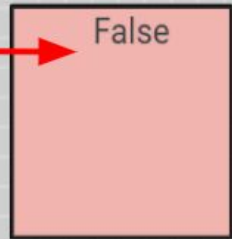
1. Open a Jamboard directly from your waffle or Google Meet

2. Make multiple pages for individual or group work



Use sticky notes.. a modern-day take on the Post It

Use templates from platforms like Canva



3. Insert images / sticky notes or shapes

4. Get creative!

